



altro

the future is safer with altro

# Altro Whiterock™ hygienic wall and ceiling systems

JULY 2011

Technical guide



## Operating temperature

### Standard PVCu

W103/W104, W136/W137, W140/W141, W160/W161 and W180/181 will withstand service temperature of up to 60°C.

N.B. If cleaning with hot water lance, temperature to be regulated to a maximum of 60°C and not to be localised.

### Stainless steel

Panel protection for temperatures over 60°C for use near deep fat fryers/gas cookers/wall mounted grills/ back vented ovens etc. Also portable items i.e. kettles/toasters/ microwave ovens and back-vented commercial type. Insectacutec (insect killers): over-size panel required with 100mm minimum all round to protect cladding from intense ultraviolet emissions which could, in time, possibly cause discolouration.

## Suitable surfaces

### (Check adhesive data for specific requirements)

1. Good quality, fair-faced brick or blockwork with well aligned joints all bagged up flush and all cement snots removed. Must be straight to within 3mm over 2 metres and bricks/blocks flush with those adjacent.
2. Sand and cement rendering 1:3 to a steel trowel finish.
3. 12.5mm thick plasterboard.
4. Minimum 9mm WBP resin bonded plywood.
5. Minimum 9mm MDF dense wood based panels.
6. Ceramic tiles which should be securely bonded to the substrate.
7. Most sound painted surfaces (an adhesive test is advisable to ascertain suitability).
8. New pink finishing plasters are generally dusty. Surfaces to be brushed and thoroughly sealed with diluted PVA primer (Unibond or similar), or Altro primer sealer.

N.B. Class 0 fire classification can only be obtained on a non combustible surface. Combustible substrates will give a Class 1 classification, unless stainless steel is used.

## Surface preparation

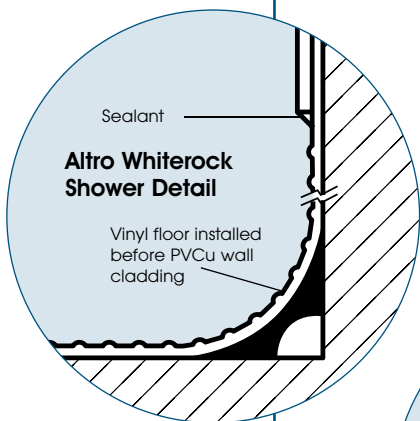
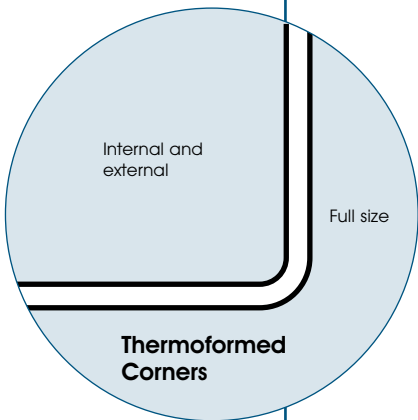
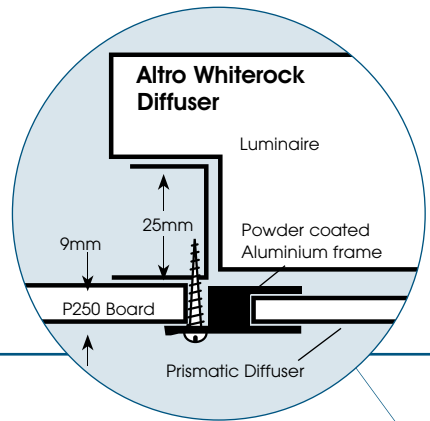
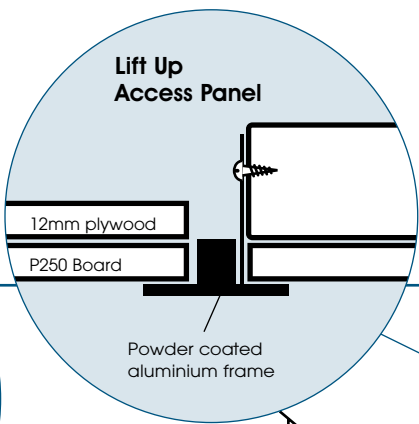
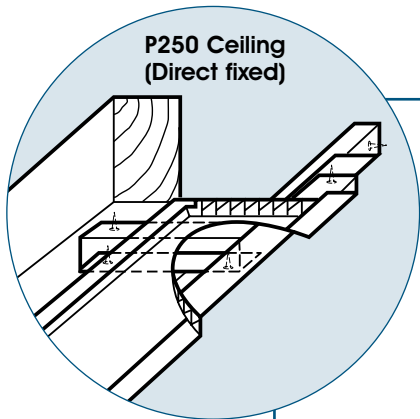
1. All substrates to be dry to 16% WME (wood moisture equivalent) on protimeter 'Surveymaster' equipment).
2. All loose flaking paint and dust to be removed.
3. Friable surfaces to be removed or made sound using proprietary surface treatment as advised by Altro Walls.
4. All surfaces to be free from grease, ceramic tiles to be thoroughly degreased, rinsed and left to dry.
5. Loose tiles to be removed and area to be made good using Ardurapid 45 repair mortar, sand cement with Unibond mix (if drying time permits), or plywood infill.
6. Depressions in substrate surface should be filled with Ardurapid 45 repair mortar, sand cement with Unibond mix (if drying time permits), or plywood infill.

## Installation temperature

Altro Walls recommends that our PVCu wall cladding is installed at approximately the ambient service temperature at which the room area will be when commissioned.

This is to ensure that expansion parameters are not exceeded, i.e. normal expansion is provided for in the fitting of the material within the joint strips and the silicone mastic seals at abutments.

The coefficient of expansion of Altro Whiterock cladding is  $7 \times 10^{-5}$ .

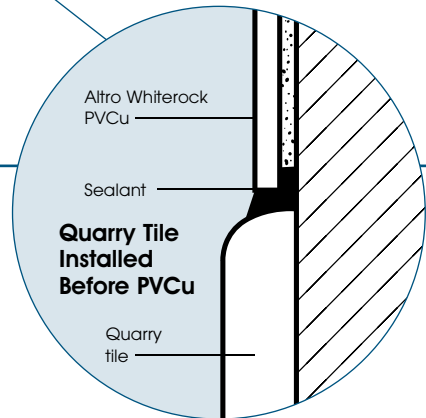
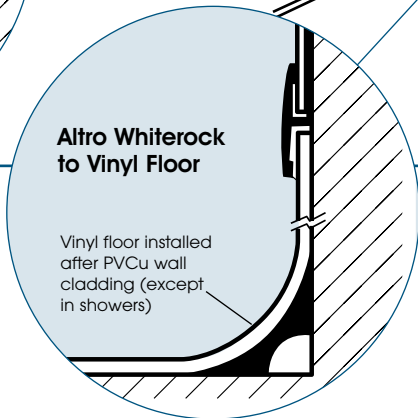


**Metal suspended ceiling grid**

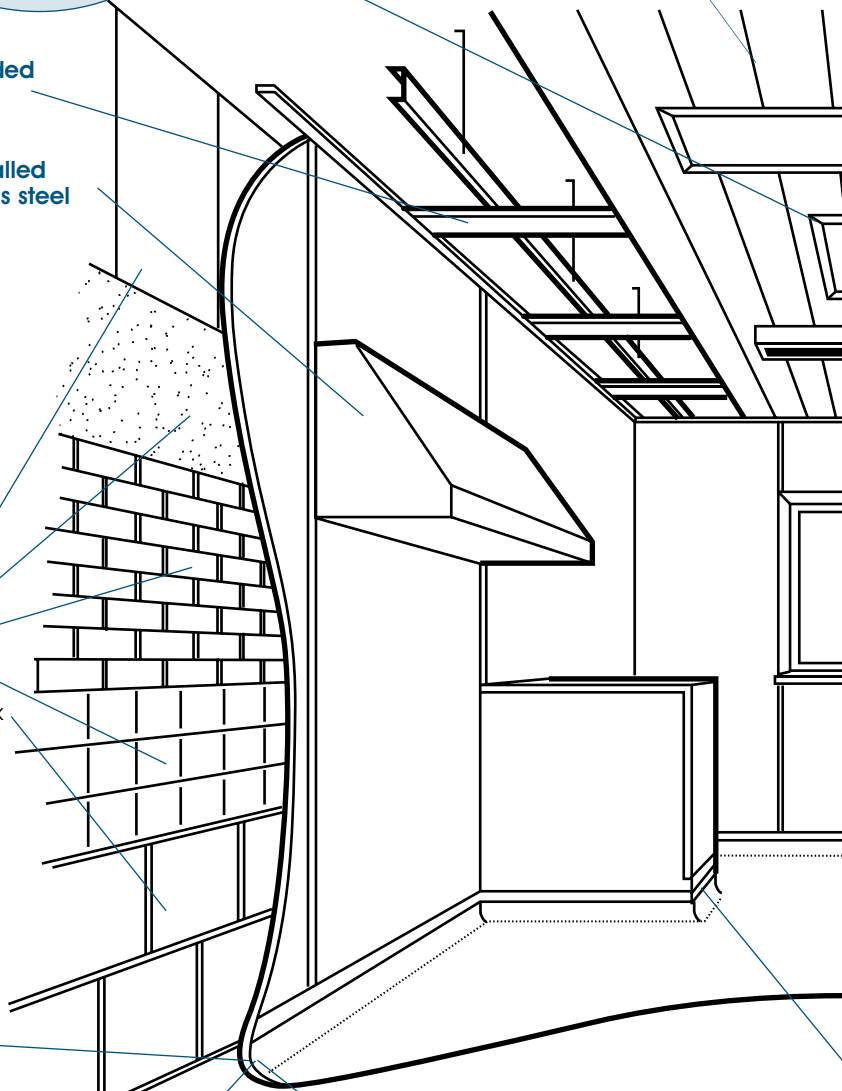
**Canopies installed before stainless steel**

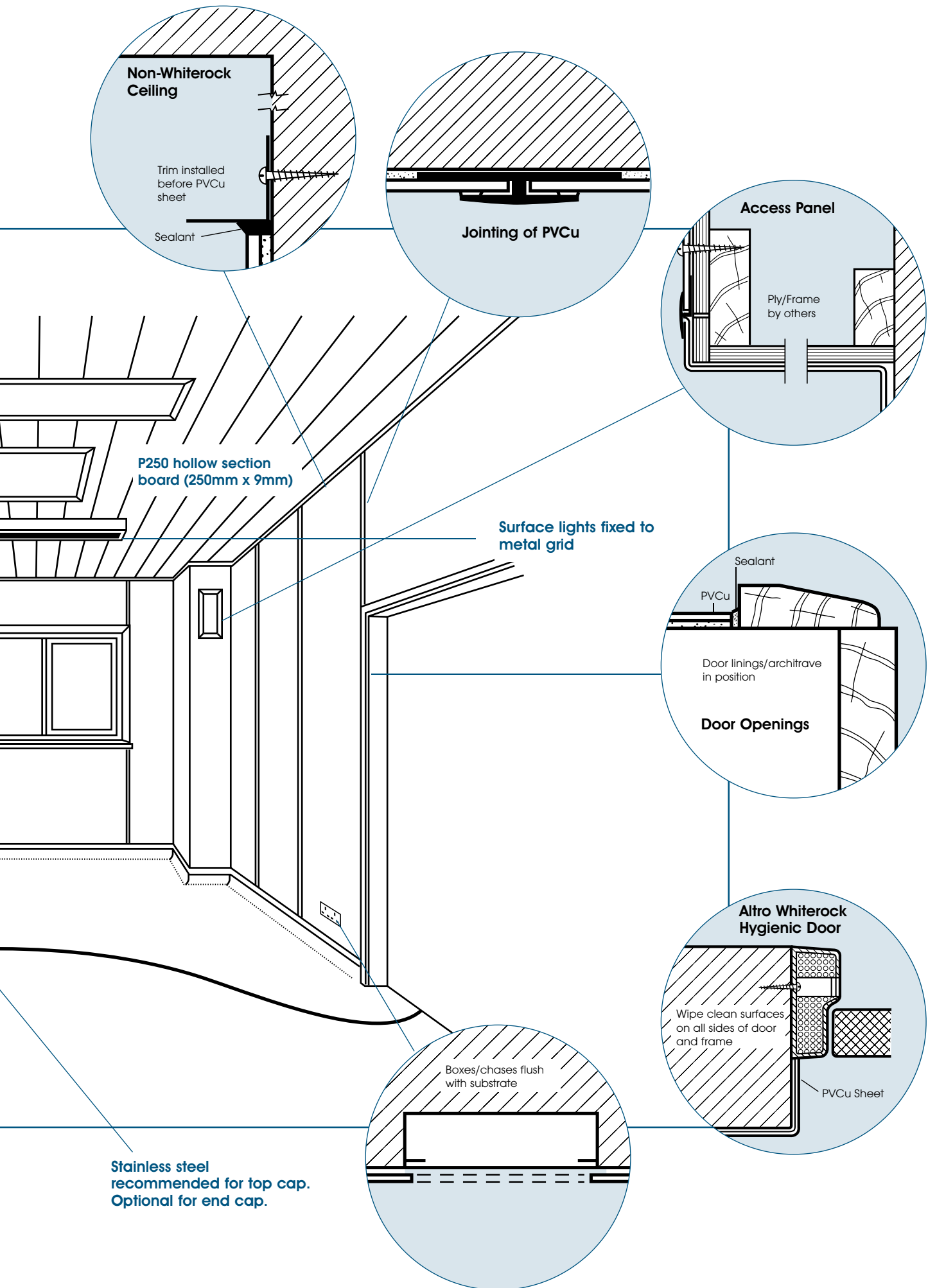
**Wall Surfaces**

- Plasterboard
- Render/plaster
- Fair faced brick
- Existing tiles
- Fair faced block



Detail to resin floor also available





A full range of installation detail diagrams is available from Altro. Tel: 01462 707600.

## Items requiring completion prior to Altro Whiterock cladding installation

### Ceiling

Ceiling trim or shadow batten to be in position (shadow batten to be completed with finishing coat of paint) if plastered ceiling perimeter trim will require painting.

### Electrics

Electrics on walls to be at first fix stage only i.e. metal boxes let flush into wall surfaces (wires made safe), chases to be infilled with sand and cement (this is to be dry); any surface mounted conduits/surface mounted boxes etc. to be fitted after cladding.

### Plumbing etc

All surface mounted pipes/clips/sink units and equipment to be installed after cladding; any copper feed/waste pipe requirements to project through wall face at 90° with bends and traps fitted after cladding. Existing pipes/clips/sink units and equipment to be removed where practical.

### Joinery

If fitting architraves to frames, these to be in place prior to installation of Altro Whiterock cladding. If not possible, allow lining to project 5mm past face of the wall to eliminate having to rebate architrave over cladding.

### Paintwork

It is advisable to complete all paintwork finishing coats which come in contact with Altro Whiterock cladding as sealant used at junctions is non-paintable. If not possible, mask woodwork. There should be at least a complete priming coat to enable sealant to achieve a satisfactory bond.

### Flooring Preparation

Height of cove required. Vinyl flooring is installed after completion of cladding (excluding shower environments). Resin flooring can be installed before or after commencement of cladding. Quarry tile flooring with coved skirting upstands require joints to be grouted before commencement of cladding.

Please contact Altro for the relevant detail drawing sheet.

## Specification for other trades

### Fixing to or through Altro Whiterock cladding - general care

1. All pipes, bolts and fixings through the surface of Altro Whiterock cladding to have 4mm expansion gaps and to be sealed with Altro Whiterock sealant.
2. Do not direct blowlamps, naked flames or severe heat on to the surface of Altro Whiterock cladding.
3. When cleaning surface of Altro Whiterock cladding we recommend that the temperature of the water does not exceed 60°C. Do not use cleaning materials of an abrasive nature.
4. Before testing out any kitchen equipment likely to expel severe heat, we recommend the extraction systems to be operational as failure to do this may result in expansion problems.
5. All steam and hot pipes to be kept from the surface of Altro Whiterock cladding and to be insulated.

*Detailed product and installation information, diagrams and typical specification sheets are available from Altro tel: 01462 707600.*

for further information or technical advice

tel: 01462 707600 fax: 01462 707504

e-mail: [enquiries@altro.com](mailto:enquiries@altro.com) or explore [www.altro.com](http://www.altro.com)